




Datteln RADVERKEHR
& MOBILITÄT
Wir bewegen was!



CYCLE PATH USE in Datteln





Datteln RADVERKEHR
& MOBILITÄT
Wir bewegen was!

Mandatory Use of Bike Lanes



bike
path



pedestrian & bike
path, separated



pedestrian & bike
path, shared

These signs mean: Cyclists **must use bike lanes** and are not allowed to ride on the street.

Exceptions: If the bike lane is not usable (e.g., obstacles, snow, construction), cycling is allowed on that part of the street.

Cycling on sidewalks is prohibited!

Exception: **Children...**

up to **10 years** old **may ride** on the sidewalk.


up to **8 years** old **must ride** on the sidewalk and may be accompanied by their parents.



Datteln RADVERKEHR
& MOBILITÄT
Wir bewegen was!



Two-Way Bike Traffic



Cycle path – Cycling in both directions

Keep Right Rule: If there is a bike lane on each side of the street, always use the right bike lane in the direction of travel!

With the shown sign, cyclists are also allowed to use the left bike lane in the direction of travel.



Datteln RADVERKEHR
& MOBILITÄT
Wir bewegen was!



Bike Traffic Permitted



Pedestrian Path – Bicycles Allowed

This path is designated for pedestrians, but cycling is permitted.


Walking speed: Cyclists must take special care of pedestrians and adjust their speed to pedestrian traffic!

Pedestrians must not be endangered or obstructed!



Datteln RADVERKEHR
& MOBILITÄT
Wir bewegen was!

Non-Mandatory Bike Lanes



No Signs: There are also bike lanes without blue signs. They are, for example, colored yellow, paved, or marked off.

These paths are clearly visually distinguishable from the sidewalks.

These bike lanes may be used, but it is not mandatory. Alternatively, cycling on the street is allowed, but **not on the sidewalks**.



Datteln RADVERKEHR
& MOBILITÄT
Wir bewegen was!

The Bicycle Lane




The bicycle lane is marked with the **blue bike lane sign** and a **solid white line**.

Mandatory Use: Cyclists must use this bike lane!

Motor vehicles are **not allowed to drive** on or **stop or park** on the bike lane.

Exception: If properties or parking spots need to be reached through the bike lane, then motor vehicles are allowed to drive over that. They must certainly not endanger cyclists in this case!






Datteln RADVERKEHR
& MOBILITÄT
Wir bewegen was!




The Buffered Bike Lane



The buffered bike lane is marked by a dashed white line.

No Mandatory Use: Cyclists are not obliged to use this bike lane but they should do that.

Motor vehicles are allowed to cross the buffered bike lane, but **only in exceptional cases** as necessity. **Stopping is allowed**, but **parking is prohibited**.





Datteln RADVERKEHR
& MOBILITÄT
Wir bewegen was!

Pedestrian crossings (Crosswalks)



Pedestrian crossing
(Crosswalk)

This sign means: Pedestrians and wheelchair users have **priority over crossing traffic**.

If cyclists cross a pedestrian crossing **without dismounting**, they do not have priority and **must wait**.

Cyclists **who dismount** and walk their bicycles are considered as pedestrians. They have the **same priority as pedestrians**.

By the way: Cyclists on the road must behave like car drivers at a pedestrian crossing: they must brake and wait for pedestrians crossing!



Datteln RADVERKEHR
& MOBILITÄT
Wir bewegen was!

Where is it allowed to ride e-scooters?



Electric Micro Vehicles Allowed

This is permitted: E-scooters are allowed on bike paths, bike lanes, and bike roads. If these are not available, they may also be ridden on the street.

This is prohibited: E-scooters must never be used on sidewalks – even if the motor is off.

The additional sign "Electric Micro Vehicles Allowed" allows e-scooters, for example, to travel through pedestrian zones.

The additional sign "Bicycles Allowed" does not apply to e-scooters! Exception: When one-way streets are allowed in the opposite direction.

